

ALISA

EURONEXT

GROWTH



Intelligent Sensing
Anywhere

C-Log Fuel&Lubs

Installation Manual

Index

| | | |
|------|--|----|
| 1 | General Information..... | 2 |
| 2 | Product description..... | 3 |
| 2.1. | Unpack the product and accessories | 3 |
| 3 | Installation procedure | 5 |
| 3.1. | Method 1 - Fixed with ties..... | 5 |
| 3.2. | Method 2 - Attach with screws..... | 6 |
| 3.3. | Method 3 - Stick in a flat surface | 7 |
| 3.4. | Recommended Accessories..... | 8 |
| 4 | RTU installation procedure for more than one tank..... | 9 |
| 4.1. | Radio range | 9 |
| 4.2. | Passing the magnet to power on the RTU..... | 10 |
| 5 | Place the pressure sensor | 12 |
| 5.1 | Connect the pressure sensor to the C-Log | 13 |
| 6 | Power on the system..... | 15 |
| 6.1 | Passing the magnet to power on..... | 15 |
| 6.2 | Activating the system..... | 15 |
| 6.3 | Installation SMS (One tank) | 16 |
| 6.4 | Installation SMS (More than one tank) | 18 |
| 7 | Filling the installation form | 21 |
| 8 | Finish the installation..... | 25 |
| 9 | Troubleshooting | 26 |



ISA follows a continuous development policy, reserving all its rights to alter or improve any of the products described in this document without forewarning.

While ISA reviews and checks all documentation and products provided to its customers before introducing them in the market, it may be occasionally possible to find slight differences between the supplied product and the one described in the documentation provided to the user. Usually, if the Company is cognizant of such differences a note will be attached to the product or its documentation. If you find such an attachment, please read it carefully before using the product.

Product designed by ISA - Intelligent Sensing Anywhere.

ISA - Intelligent Sensing Anywhere
Rua D. Manuel I, 30
3030-320 Coimbra
Portugal

Contacts:

Phone: +351 239 791 090


Fax: +351 239 791 099

info@isasensing.com

<http://www.isasensing.com>

1 General Information

The following notes should be read carefully before handling of any equipment.

Always check the warnings throughout the manual (marked with the symbol .



The reading of this manual is mandatory before any equipment handling. Ignoring the safety instructions may cause damage or serious injury and loss of responsibility on the part of the manufacturer.



Never open the equipment in a potentially explosive atmosphere.



These instructions should be retained and respected throughout the lifetime of the equipment.

2 Product description

This solution comprises a C-Log and a pressure sensor. C-Log is a telemetry system developed by ISA, designed to be installed in gas and other fuel and lubricant tanks (and other solutions, such as meters and propane tanks) in potentially explosive areas.

Readings are acquired through the pressure sensor connected to the equipment. Collected and stored data is sent to a central server through GSM/SMS at a frequency as defined by the owner.

System supply is carried out through 3.6V lithium battery. The estimated consumption is very low (12 μ A).

2.1. Unpack the product and accessories



C-Log (1)



Attachment plate (1)



Radio unit (RTU) (1)
(For installation in more than
one tank)



Pressure sensor (1)





Connector (1)



Junction box (1)

Figure 1: Necessary equipment for the solution

 **IMPORTANT:** The equipment's cover should not be open. These instructions must be respected throughout the system's lifetime. To respect these rules is entirely of the installer's responsibility, who accepts the consequences in case there is any indication of tampering during the installation procedure.

 Other sensors models can be provided under consultation.

3 Installation procedure

The equipment must be separated from the attachment plate as shown – this is valid for all installation methods – as illustrated in Figure 2. The plate will be installed and the C-Log should be placed afterword.

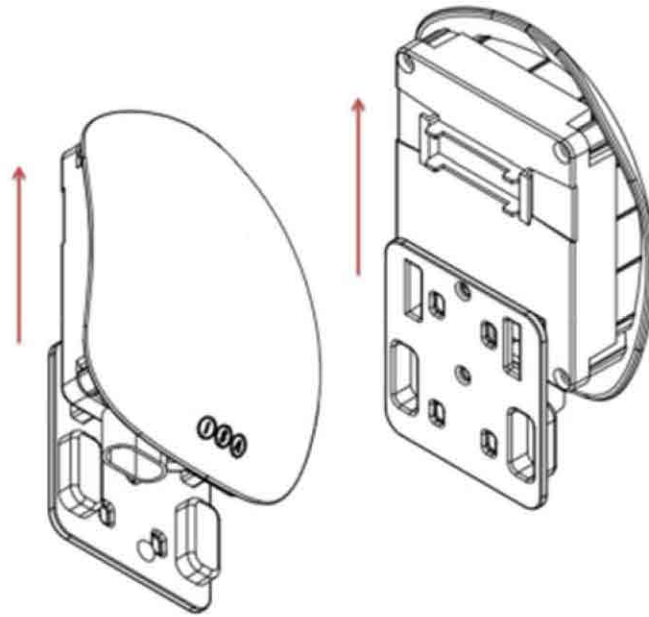


Figure 2: Remove the attachment plate

There are three recommended installation options to install the equipment: use cables ties, stick with a proper glue or use screws to fix it in the wall of the cylinders place.

3.1. Method 1 - Fixed with ties

- a. Search for a spot on the surface of the tank as close as possible to the Rochester sensor, where the risk of damaging the equipment is minimal. Typically, it will be on the tank lifting lug or in another existing pipe.
- b. Fasten the equipment on the tank in a vertical position with the supplied bracket.



Figure 3: C-Log fixed with ties



ATTENTION: If you use ties to fix the equipment, it must meet the following characteristics: Weather Resistant, color black and minimum Width 4.3 mm. (consult 3.4 for Recommended Accessories). The pressure sensor connector should be always oriented to the ground.

3.2. Method 2 – Attach with screws

Attach the equipment in a vertical position by screwing the plate in a surface close to the spot where the pressure sensor will be placed, where the risk of damaging the equipment is minimal. Typically, it will be on a wall close to the tank.



Figure 4: Attach with screws

3.3. Method 3 – Stick in a flat surface

- a. Search for a spot as close as possible to the surface where the pressure sensor will be installed, where the risk of damaging the equipment is minimal. C-Log cannot be installed in moving places, or in a place where the cable may be damaged.
- b. Clean the surface of the tank with cleanup spray indicated by ISA (check chapter 3.4), and after clean it with a dry cloth.
- c. Place the silicon sealant on the equipment attachment plate - ideally, place two lines along the surface of the equipment fixer – Figure 5.
 - i. Remove excess glue
 - ii. Wait a few minutes to allow good adhesion of the glue



Figure 5: Stick with glue

- d. Place the C-Log in the attachment plate.



Figure 6: Stick with glue

3.4. Recommended Accessories



Figure 7: UNEX – 4,8 x 370
black ties – Art. Nr. 2249-0



Figure 8: Wurth – MS Instant
Glue – Art. Nr. 0893226100



Figure 9: Wurth – Cleanup spray
- Art. Nr. 08901087

4 RTU installation procedure for more than one tank

For areas with more than one tank, the RTU (Radio Transmitter Unit) must be installed in additional tanks. The RTU is an equipment that receives the tank level and sends that data to the concentrator (C-Log) via radio every 60 minutes. The concentrator can receive data up to 9 RTU.

To install the RTU, the technician should follow the same methods as described for installing C-Log (Chapter 3).

4.1. Radio range

The radio range depends on the installation conditions and should meet the following distances and installation positions.

In above ground tanks, the typical distances between the RTU and the C-Log cannot be more than 150m in line of sight or 30m with obstacles. In case of greater distances, one should test the reliability of communications.

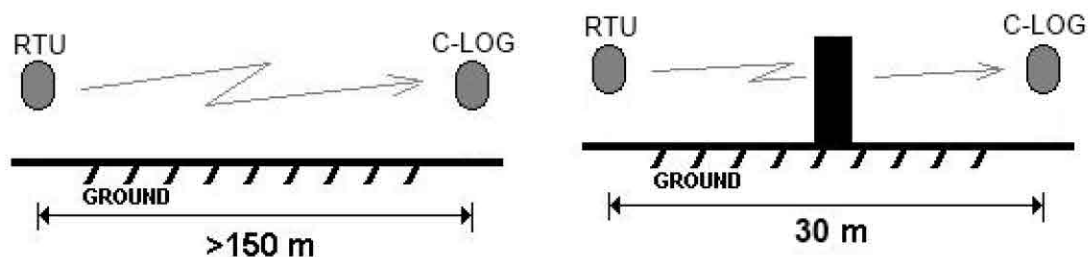


Figure 10: Distances between C-Log and RTU in above ground tanks

For buried tanks, the distance between the RTU and the C-Log must not be more than 15m – in case the C-Log is installed in the outside. In case the C-Log is installed in the tank's outer box, the distance cannot be more than 6m. In case of greater distances, one should test the reliability of communications.

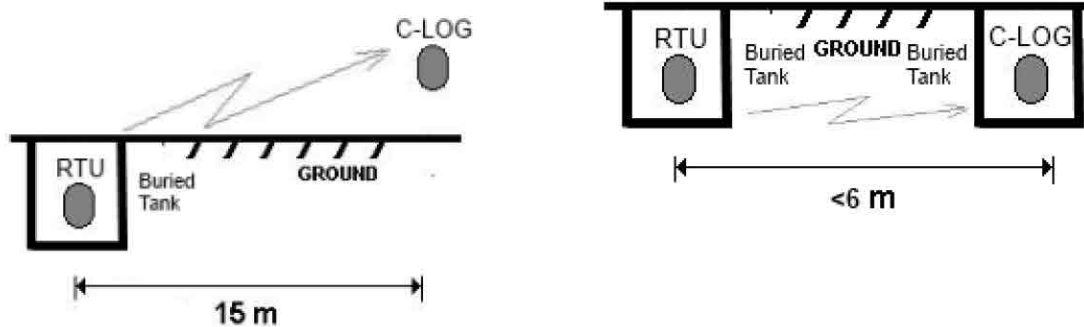


Figure 11: Distances between C-Log and RTU in buried tanks



ATTENTION: For the best performance of the radio equipment (RTU and CLog) they must be installed in parallel (with the RTU lid oriented in the direction of the C-Log) and at the same height from the ground, where possible.

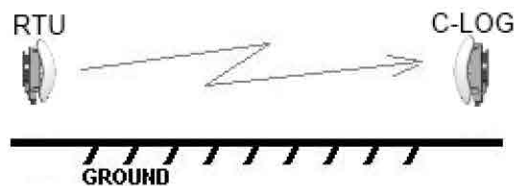


Figure 12: Installation of C-Log and RTU



ATTENTION: When in the presence of metal obstacles, there is no way of determine the range of a radiofrequency (RF) connection between the transmitter and the receiver. If one of these are completely covered by a metal box, the RF signal will be considerably reduced, which may lead to a permanent failure in the connection. Placing the radio too close to a metal tube or electric cables may also interfere with the antenna's performance.

4.2. Passing the magnet to power on the RTU

In order to save energy, the RTU leaves the factory in a sleep mode. To power on the system, you should pass a magnet on the left surface of the equipment, until the red LED turns on. After three seconds, the red LED blinks for about three seconds. In this period the red LED is blinking, the technician should pass the magnet again, in order to complete the awakening mode.



Figure 13: Passing the magnet on the RTU

To begin the reception mode (in which the RTU is waiting for requests from other radio units, like C-Log), the technician should pass the magnet again on the left surface until the LED lights on. By entering this mode, the LED will blink every two seconds for 10 minutes (maximum time the RTU is in this mode).



ATTENTION: During installation, all RTU must be in reception mode: only this way the C-Log can make data requests to the RTU.

5 Place the pressure sensor

Placing the pressure sensor implies its insertion in the tank using one of the available entrances in the tank (Figure 14). Once inside the tank, the pressure sensor will have to touch the bottom of the tank (Figure 15).



Figure 14: Placing the pressure sensor

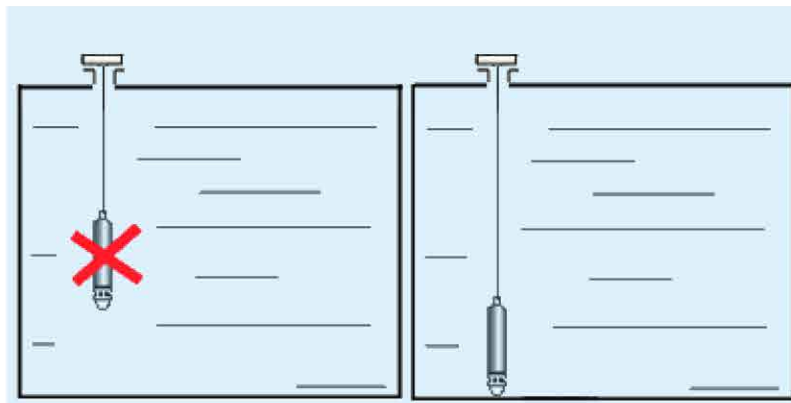


Figure 15: Sensor inside the tank



ATTENTION: Install the pressure sensor as far as possible of the lines of output stream where there may be changes in the pressure generated by flow of liquid. They can affect the reading of hydrostatic level.



ATTENTION: If there is a large amount of waste on the bottom of the tank, the installation too close to the bottom of the tank must be avoided in order to prevent the obstruction of the connection to the pressure sensor.

5.1 Connect the pressure sensor to the C-Log

Use the junction box to connect the pressure sensor to the C-Log/RTU connector .




Figure 16: Junction Box

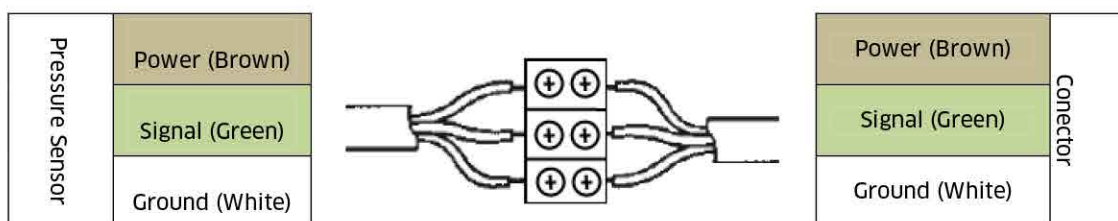


Figure 17: Connections diagram

After the connections, the sensor should be attached to the C-Log's connector.






Figure 18: Attach the connector to the C-Log

6 Power on the system

6.1 Passing the magnet to power on

In order to save energy, the C-Log leaves the factory in a sleep mode. To power on the system, you should pass a magnet on the left surface of the equipment, until the red LED switches on. After three seconds, the red LED blinks for about three seconds. During this period when the red LED is blinking, the technician should pass the magnet again, in order to complete the awakening mode.

The awakening mode is signaled by the LED flashing too fast. After 16 seconds, the LED should be flashing every second, indicating the equipment started the installation mode.



ATTENTION: After the installation process is concluded, the equipment can be activated again: in order to do that, pass the magnet once until the red LED starts to blink.



Figure 19: Activating the equipment


After just a few seconds, the green LED should indicate the modem initiation and then it should also blink, signaling the successful registration on the GSM network. Otherwise, and if the green LED doesn't blink, check if GSM network is available.


NOTE: Especially in bright sunlight, the LEDs may be difficult to see. Cup your hand to shade the area and see the lights.


6.2 Activating the system




To activate the system, it is necessary send an SMS message to the unit. The phone number is printed on the equipment tag – right tag on Figure 19.

 **ATTENTION:** Stand at a distance of at least 9,6ft (3m) from the tank – mobile phone is not permitted in the hazardous area.

 **ATTENTION:** after the equipment enters installation mode, you have only 4 minutes to send the installation message before the device goes back to sleep.

 **ATTENTION:** When the equipment receives a installation message, the installation mode ends (and the red LED turns off), rejecting new installation messages sent during the four minutes that the equipment is in installation mode. In order to return to installation mode, it is necessary to pass the magnet again.

 **ATTENTION:** In order to activate the system, the pressure sensor should be placed in its final position inside the tank.

6.3 Installation SMS (One tank)

The installation message is:



ABCDI TEL:+351*****

The fields are separated by a space. In the “TEL:” field please insert your mobile phone. All the letters are in capital letter.

This example assumes we are using a Portuguese SIM card. The international calling code must be written according the phone SIM card.

Examples:

ABCDI TEL:+33***** (France)

ABCDI TEL:+34***** (Spain)

- Please be sure you are able to receive incoming SMS reports on your mobile phone.

- Program this message in your phone, send in the next time the same message to another phone number
- In the meantime, while you are waiting for the SMS message, you may take the required pictures and fill in the installation form.

Wait for the installation message and check if the values given by the equipment are correct. If you don't receive any message after two minutes, see 8. Troubleshooting.

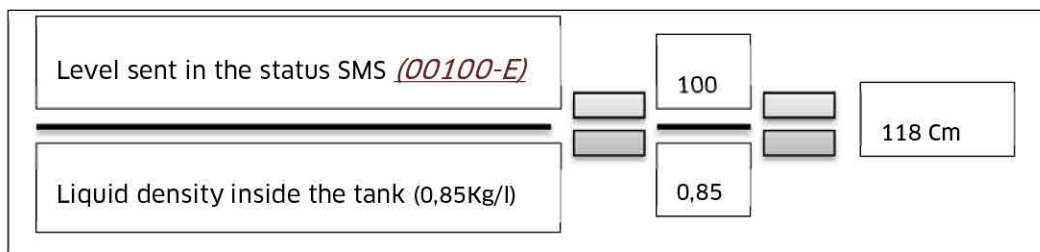
The message will have the following format:



*ABCDSSITEXPTO C01:00100-E SQ:21 BAT:3.00V DAT:11/12/14 19:57 M:0039
S:0000 R:0000 MEM:1 VER:0203A*

The value sent in the status message is the height (in Cm) of liquid with reference to the density of water. To find the correct height of the liquid inside the tank is necessary to know its density.

Example:



ATTENTION: The difference between the height of liquid in the tank and the amount sent in the setup message cannot exceed 4 cm (should take into account the density of the liquid to be measured).



ATTENTION: If the GSM signal quality (SQ) has a value less than 6, you should try to install it in a different place. If the problem persists, do not install any equipment at the site due to poor quality of GSM signal - is not strong enough for the correct functioning of the system.



ATTENTION: after the equipment enters installation mode, you have only 4 minutes to send the installation message before the device goes back to sleep.

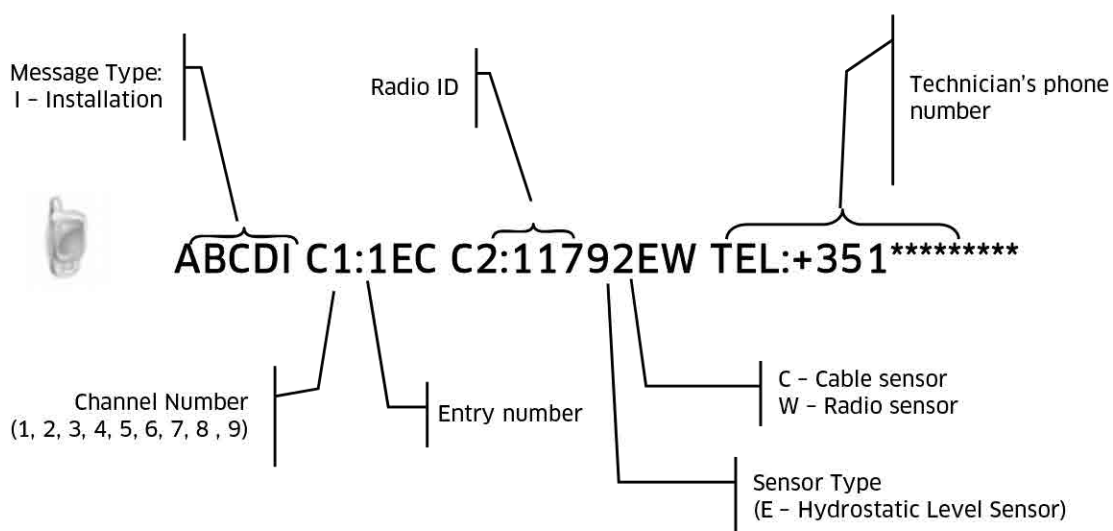
The systems are pre-configured from factory, but if the reply message does not contain the level measured by the pressure sensor it is necessary to configure the sensor. Must activate the system again and send the setup message.



ABCDI C1:1EC TEL:+351*****

6.4 Installation SMS (More than one tank)

The message should be:



ATTENTION: The entry number for radio sensor is on the RTU label and it is identified as "Radio ID".

Ex.RTU.502.HUB
Model Ex: EX_400
ERP: 301800005
SN: 130300891
FREQ: 868
Radio ID: 11792



Wait for the reply SMS and check if the values given by the equipment are correct. (if you don't receive it in a 4 minutes time, consult "Troubleshooting")

The 1st reply SMS will have the following format:



*ABCDSSITEXPTO C01:00100-E C02:INV-E SQ:21 BAT:3.00V DAT:11/12/14
19:57 M:0039 S:0000 R:0000 MEM:1 VER:2203G LSC:00000 RSI:000*



ATTENTION: This first status SMS sent by equipment will have a similar format when only cable channels exist. The difference relies on the fact that radio channels have as "Invalid" value (Example in Channel 2).

The 2nd reply SMS will have the following format:



*ABCDSSITEXPTO C01:00100-E C02:102-E SQ:21 R02:11792 Q02:042 MEM:1
VER:2203G LSC:00000 RSI:000*

When C-Log finishes trying to communicate with all radio sensors (it can assume about 30 seconds for each radio sensor configured in the equipment), it will send a second status message similar to the previous one. C-Log is only able to communicate with the RTU if they are in reception mode (Attention: this mode is only active for 10 minutes after having passed the magnet).



ATTENTION: If the Radio signal quality (Qxx:) has a value equal or superior to 80, please try to position the equipment in a different place (check chapter 4). If the problem persists, contact ISA support team for technical advice. The radio signal quality is expressed in the following values:

| | |
|-------|----------|
| 40 41 | 79 80 |
| Good | Moderate |
| | Bad |

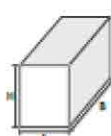
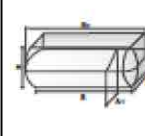
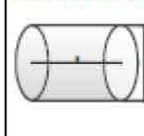
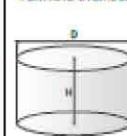
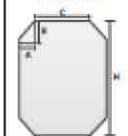
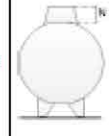
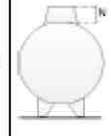
















ATTENTION: if C-Log cannot communicate with the radio sensors installed, the number in the channel will appear as “Invalid” and the radio sensor’s address will not appear at the end of the message. In this case, the installation procedure must be repeated: place all the RTU in reception mode, activate C-Log and send the installation message again.

7 Filling the installation form

Fill out the form with the installation information requested and take photos to the installation. The complete filling of this form is required.

- Use the measurement rule for measuring the quantity of product inside the tank and take notes;
- Take note of the exact dimensions of the tanks;
- Non-standard models: draw a sketch of the tanks in the "Other Observations";
- Take note of the actual capacity of the tank;
- Take picture to the equipment, the sensor placement, a panoramic photo and the tank calibration table when there is one.

| <div style="display: flex; align-items: center; justify-content: space-between;"> <div style="display: flex; align-items: center;"> <div style="background-color: red; color: white; border-radius: 50%; width: 20px; height: 20px; display: flex; align-items: center; justify-content: center; margin-right: 5px;">I</div> <div style="background-color: red; color: white; border-radius: 50%; width: 20px; height: 20px; display: flex; align-items: center; justify-content: center; margin-right: 5px;">S</div> <div style="background-color: red; color: white; border-radius: 50%; width: 20px; height: 20px; display: flex; align-items: center; justify-content: center;">A</div> </div> <div style="text-align: center;"> INSTALLATION / MAINTENANCE REGISTRATION FORM - LUBRICANTS </div> <div style="border: 1px solid black; padding: 2px;"> Week ____/____ TRF (GT) ____/____ </div> </div> | | | | | | | | | | | | | | | | | | | | | | | | | | | | | | | | | | | | | | | | | | | | | | | | | | | | | | | | | | | | | | | | | | | | | | | | | | | | | | | | | | | | | | | | | | | | | | | | | | | | | | | | | | | | | | | | | | | | | | | | | | | | | | | | | | | | | | | | | | | | | | | | | | | | | | | | | | | | | | | | | | | | | | | | | | | | | | | | | | | | | | | | | | | | | | | | | | | | |
|--|---|---|---|---|---|---|--|--|--|---|--|---|---|---|--------------|---|-------|--------|-------------|------|---------------------|-------------------|-----------|---|--------|---|---|---|---|--|---|---|--|--|--|--|--|--|--|--|--------------|---|--|--|---|--|--|---|--|--|---|--|--|---------------|--|--|--|--|--|--|--|--|--|--|--|--|--------|---|--|--|---|--|--|---|--|--|---|--|--|------------|---|--|--|---|--|--|---|--|--|---|--|--|----------------------|--------------|--|--|--------------|--|--|--------------|--|--|--------------|--|--|-----------------|--|--|--|--|--|--|--|--|--|--|--|--|-----------------|--|--|--|--|--|--|--|--|--|--|--|--|----------------|---|--|--|---|--|--|---|--|--|---|--|--|------------------|--|--|--|--|--|--|--|--|--|--|--|--|-----------|--|--|--|--|--|--|--|--|--|--|--|--|------------|--|--|--|--|--|--|--|--|--|--|--|--|-----------|--|--|--|--|--|--|--|--|--|--|--|--|
| Registration form number: ____/____ | | | | | | | | | | | | | | | | | | | | | | | | | | | | | | | | | | | | | | | | | | | | | | | | | | | | | | | | | | | | | | | | | | | | | | | | | | | | | | | | | | | | | | | | | | | | | | | | | | | | | | | | | | | | | | | | | | | | | | | | | | | | | | | | | | | | | | | | | | | | | | | | | | | | | | | | | | | | | | | | | | | | | | | | | | | | | | | | | | | | | | | | | | | | | | | | | | | | |
| A. INSTALLATION/MAINTENANCE SITE | | | | | | | | | | | | | | | | | | | | | | | | | | | | | | | | | | | | | | | | | | | | | | | | | | | | | | | | | | | | | | | | | | | | | | | | | | | | | | | | | | | | | | | | | | | | | | | | | | | | | | | | | | | | | | | | | | | | | | | | | | | | | | | | | | | | | | | | | | | | | | | | | | | | | | | | | | | | | | | | | | | | | | | | | | | | | | | | | | | | | | | | | | | | | | | | | | | | |
| Client's code (#): | <div style="display: flex; gap: 5px;"> <div style="border: 1px solid black; width: 20px; height: 20px;"></div> <div style="border: 1px solid black; width: 20px; height: 20px;"></div> <div style="border: 1px solid black; width: 20px; height: 20px;"></div> <div style="border: 1px solid black; width: 20px; height: 20px;"></div> <div style="border: 1px solid black; width: 20px; height: 20px;"></div> <div style="border: 1px solid black; width: 20px; height: 20px;"></div> </div> | | | | | | | | | | | | | | | | | | | | | | | | | | | | | | | | | | | | | | | | | | | | | | | | | | | | | | | | | | | | | | | | | | | | | | | | | | | | | | | | | | | | | | | | | | | | | | | | | | | | | | | | | | | | | | | | | | | | | | | | | | | | | | | | | | | | | | | | | | | | | | | | | | | | | | | | | | | | | | | | | | | | | | | | | | | | | | | | | | | | | | | | | | | | | | | | | | | |
| Client's Name: | _____ | | | | | | | | | | | | | | | | | | | | | | | | | | | | | | | | | | | | | | | | | | | | | | | | | | | | | | | | | | | | | | | | | | | | | | | | | | | | | | | | | | | | | | | | | | | | | | | | | | | | | | | | | | | | | | | | | | | | | | | | | | | | | | | | | | | | | | | | | | | | | | | | | | | | | | | | | | | | | | | | | | | | | | | | | | | | | | | | | | | | | | | | | | | | | | | | | | | |
| Site's Name: | _____ | | | | | | | | | | | | | | | | | | | | | | | | | | | | | | | | | | | | | | | | | | | | | | | | | | | | | | | | | | | | | | | | | | | | | | | | | | | | | | | | | | | | | | | | | | | | | | | | | | | | | | | | | | | | | | | | | | | | | | | | | | | | | | | | | | | | | | | | | | | | | | | | | | | | | | | | | | | | | | | | | | | | | | | | | | | | | | | | | | | | | | | | | | | | | | | | | | | |
| Address: | _____ | | | | | | | | | | | | | | | | | | | | | | | | | | | | | | | | | | | | | | | | | | | | | | | | | | | | | | | | | | | | | | | | | | | | | | | | | | | | | | | | | | | | | | | | | | | | | | | | | | | | | | | | | | | | | | | | | | | | | | | | | | | | | | | | | | | | | | | | | | | | | | | | | | | | | | | | | | | | | | | | | | | | | | | | | | | | | | | | | | | | | | | | | | | | | | | | | | | |
| Zip Code and City: | _____ | | | | | | | | | | | | | | | | | | | | | | | | | | | | | | | | | | | | | | | | | | | | | | | | | | | | | | | | | | | | | | | | | | | | | | | | | | | | | | | | | | | | | | | | | | | | | | | | | | | | | | | | | | | | | | | | | | | | | | | | | | | | | | | | | | | | | | | | | | | | | | | | | | | | | | | | | | | | | | | | | | | | | | | | | | | | | | | | | | | | | | | | | | | | | | | | | | | |
| <table border="1" style="width: 100%; border-collapse: collapse;"> <tr> <td style="font-size: small;">ILOGGER'S PHONE NUMBER</td> <td style="text-align: center;"> <div style="display: flex; gap: 5px;"> <div style="border: 1px solid black; width: 20px; height: 20px;"></div> <div style="border: 1px solid black; width: 20px; height: 20px;"></div> <div style="border: 1px solid black; width: 20px; height: 20px;"></div> <div style="border: 1px solid black; width: 20px; height: 20px;"></div> <div style="border: 1px solid black; width: 20px; height: 20px;"></div> <div style="border: 1px solid black; width: 20px; height: 20px;"></div> <div style="border: 1px solid black; width: 20px; height: 20px;"></div> <div style="border: 1px solid black; width: 20px; height: 20px;"></div> <div style="border: 1px solid black; width: 20px; height: 20px;"></div> <div style="border: 1px solid black; width: 20px; height: 20px;"></div> <div style="border: 1px solid black; width: 20px; height: 20px;"></div> <div style="border: 1px solid black; width: 20px; height: 20px;"></div> <div style="border: 1px solid black; width: 20px; height: 20px;"></div> <div style="border: 1px solid black; width: 20px; height: 20px;"></div> <div style="border: 1px solid black; width: 20px; height: 20px;"></div> <div style="border: 1px solid black; width: 20px; height: 20px;"></div> <div style="border: 1px solid black; width: 20px; height: 20px;"></div> <div style="border: 1px solid black; width: 20px; height: 20px;"></div> <div style="border: 1px solid black; width: 20px; height: 20px;"></div> <div style="border: 1px solid black; width: 20px; height: 20px;"></div> </div> </td> </tr> <tr> <td style="font-size: small;">ILOGGER'S IMEI</td> <td style="text-align: center;"> <div style="display: flex; gap: 5px;"> <div style="border: 1px solid black; width: 20px; height: 20px;"></div> <div style="border: 1px solid black; width: 20px; height: 20px;"></div> <div style="border: 1px solid black; width: 20px; height: 20px;"></div> <div style="border: 1px solid black; width: 20px; height: 20px;"></div> <div style="border: 1px solid black; width: 20px; height: 20px;"></div> <div style="border: 1px solid black; width: 20px; height: 20px;"></div> <div style="border: 1px solid black; width: 20px; height: 20px;"></div> <div style="border: 1px solid black; width: 20px; height: 20px;"></div> <div style="border: 1px solid black; width: 20px; height: 20px;"></div> <div style="border: 1px solid black; width: 20px; height: 20px;"></div> <div style="border: 1px solid black; width: 20px; height: 20px;"></div> <div style="border: 1px solid black; width: 20px; height: 20px;"></div> <div style="border: 1px solid black; width: 20px; height: 20px;"></div> <div style="border: 1px solid black; width: 20px; height: 20px;"></div> <div style="border: 1px solid black; width: 20px; height: 20px;"></div> <div style="border: 1px solid black; width: 20px; height: 20px;"></div> <div style="border: 1px solid black; width: 20px; height: 20px;"></div> <div style="border: 1px solid black; width: 20px; height: 20px;"></div> <div style="border: 1px solid black; width: 20px; height: 20px;"></div> <div style="border: 1px solid black; width: 20px; height: 20px;"></div> </div> </td> </tr> <tr> <td style="font-size: small;">SMS VALUE</td> <td style="text-align: center;"> <div style="display: flex; gap: 5px;"> <div style="border: 1px solid black; width: 20px; height: 20px;"></div> <div style="border: 1px solid black; width: 20px; height: 20px;"></div> <div style="border: 1px solid black; width: 20px; height: 20px;"></div> <div style="border: 1px solid black; width: 20px; height: 20px;"></div> <div style="border: 1px solid black; width: 20px; height: 20px;"></div> <div style="border: 1px solid black; width: 20px; height: 20px;"></div> <div style="border: 1px solid black; width: 20px; height: 20px;"></div> <div style="border: 1px solid black; width: 20px; height: 20px;"></div> <div style="border: 1px solid black; width: 20px; height: 20px;"></div> <div style="border: 1px solid black; width: 20px; height: 20px;"></div> <div style="border: 1px solid black; width: 20px; height: 20px;"></div> <div style="border: 1px solid black; width: 20px; height: 20px;"></div> <div style="border: 1px solid black; width: 20px; height: 20px;"></div> <div style="border: 1px solid black; width: 20px; height: 20px;"></div> <div style="border: 1px solid black; width: 20px; height: 20px;"></div> <div style="border: 1px solid black; width: 20px; height: 20px;"></div> <div style="border: 1px solid black; width: 20px; height: 20px;"></div> <div style="border: 1px solid black; width: 20px; height: 20px;"></div> <div style="border: 1px solid black; width: 20px; height: 20px;"></div> <div style="border: 1px solid black; width: 20px; height: 20px;"></div> </div> </td> </tr> </table> | ILOGGER'S PHONE NUMBER | <div style="display: flex; gap: 5px;"> <div style="border: 1px solid black; width: 20px; height: 20px;"></div> <div style="border: 1px solid black; width: 20px; height: 20px;"></div> <div style="border: 1px solid black; width: 20px; height: 20px;"></div> <div style="border: 1px solid black; width: 20px; height: 20px;"></div> <div style="border: 1px solid black; width: 20px; height: 20px;"></div> <div style="border: 1px solid black; width: 20px; height: 20px;"></div> <div style="border: 1px solid black; width: 20px; height: 20px;"></div> <div style="border: 1px solid black; width: 20px; height: 20px;"></div> <div style="border: 1px solid black; width: 20px; height: 20px;"></div> <div style="border: 1px solid black; width: 20px; height: 20px;"></div> <div style="border: 1px solid black; width: 20px; height: 20px;"></div> <div style="border: 1px solid black; width: 20px; height: 20px;"></div> <div style="border: 1px solid black; width: 20px; height: 20px;"></div> <div style="border: 1px solid black; width: 20px; height: 20px;"></div> <div style="border: 1px solid black; width: 20px; height: 20px;"></div> <div style="border: 1px solid black; width: 20px; height: 20px;"></div> <div style="border: 1px solid black; width: 20px; height: 20px;"></div> <div style="border: 1px solid black; width: 20px; height: 20px;"></div> <div style="border: 1px solid black; width: 20px; height: 20px;"></div> <div style="border: 1px solid black; width: 20px; height: 20px;"></div> </div> | ILOGGER'S IMEI | <div style="display: flex; gap: 5px;"> <div style="border: 1px solid black; width: 20px; height: 20px;"></div> <div style="border: 1px solid black; width: 20px; height: 20px;"></div> <div style="border: 1px solid black; width: 20px; height: 20px;"></div> <div style="border: 1px solid black; width: 20px; height: 20px;"></div> <div style="border: 1px solid black; width: 20px; height: 20px;"></div> <div style="border: 1px solid black; width: 20px; height: 20px;"></div> <div style="border: 1px solid black; width: 20px; height: 20px;"></div> <div style="border: 1px solid black; width: 20px; height: 20px;"></div> <div style="border: 1px solid black; width: 20px; height: 20px;"></div> <div style="border: 1px solid black; width: 20px; height: 20px;"></div> <div style="border: 1px solid black; width: 20px; height: 20px;"></div> <div style="border: 1px solid black; width: 20px; height: 20px;"></div> <div style="border: 1px solid black; width: 20px; height: 20px;"></div> <div style="border: 1px solid black; width: 20px; height: 20px;"></div> <div style="border: 1px solid black; width: 20px; height: 20px;"></div> <div style="border: 1px solid black; width: 20px; height: 20px;"></div> <div style="border: 1px solid black; width: 20px; height: 20px;"></div> <div style="border: 1px solid black; width: 20px; height: 20px;"></div> <div style="border: 1px solid black; width: 20px; height: 20px;"></div> <div style="border: 1px solid black; width: 20px; height: 20px;"></div> </div> | SMS VALUE | <div style="display: flex; gap: 5px;"> <div style="border: 1px solid black; width: 20px; height: 20px;"></div> <div style="border: 1px solid black; width: 20px; height: 20px;"></div> <div style="border: 1px solid black; width: 20px; height: 20px;"></div> <div style="border: 1px solid black; width: 20px; height: 20px;"></div> <div style="border: 1px solid black; width: 20px; height: 20px;"></div> <div style="border: 1px solid black; width: 20px; height: 20px;"></div> <div style="border: 1px solid black; width: 20px; height: 20px;"></div> <div style="border: 1px solid black; width: 20px; height: 20px;"></div> <div style="border: 1px solid black; width: 20px; height: 20px;"></div> <div style="border: 1px solid black; width: 20px; height: 20px;"></div> <div style="border: 1px solid black; width: 20px; height: 20px;"></div> <div style="border: 1px solid black; width: 20px; height: 20px;"></div> <div style="border: 1px solid black; width: 20px; height: 20px;"></div> <div style="border: 1px solid black; width: 20px; height: 20px;"></div> <div style="border: 1px solid black; width: 20px; height: 20px;"></div> <div style="border: 1px solid black; width: 20px; height: 20px;"></div> <div style="border: 1px solid black; width: 20px; height: 20px;"></div> <div style="border: 1px solid black; width: 20px; height: 20px;"></div> <div style="border: 1px solid black; width: 20px; height: 20px;"></div> <div style="border: 1px solid black; width: 20px; height: 20px;"></div> </div> | <div style="display: flex; align-items: center; justify-content: space-between;"> <div> GPS Coordinates: <div style="display: flex; gap: 10px;"> <div style="display: flex; align-items: center;"> <div style="border: 1px solid black; width: 20px; height: 20px;"></div> <div style="border: 1px solid black; width: 20px; height: 20px;"></div> <div style="font-size: small;">°</div> <div style="border: 1px solid black; width: 20px; height: 20px;"></div> <div style="border: 1px solid black; width: 20px; height: 20px;"></div> <div style="font-size: small;">°</div> <div style="border: 1px solid black; width: 20px; height: 20px;"></div> <div style="border: 1px solid black; width: 20px; height: 20px;"></div> <div style="font-size: small;">N</div> <div style="border: 1px solid black; width: 20px; height: 20px;"></div> <div style="border: 1px solid black; width: 20px; height: 20px;"></div> <div style="font-size: small;">S</div> </div> <div style="display: flex; align-items: center;"> <div style="border: 1px solid black; width: 20px; height: 20px;"></div> <div style="border: 1px solid black; width: 20px; height: 20px;"></div> <div style="font-size: small;">°</div> <div style="border: 1px solid black; width: 20px; height: 20px;"></div> <div style="border: 1px solid black; width: 20px; height: 20px;"></div> <div style="font-size: small;">°</div> <div style="border: 1px solid black; width: 20px; height: 20px;"></div> <div style="border: 1px solid black; width: 20px; height: 20px;"></div> <div style="font-size: small;">E</div> <div style="border: 1px solid black; width: 20px; height: 20px;"></div> <div style="border: 1px solid black; width: 20px; height: 20px;"></div> <div style="font-size: small;">W</div> </div> </div> </div> <div style="margin-top: 10px;"> PHOTOS (#): ____/____/____/____ </div> <div style="border: 1px solid black; width: 100px; height: 100px; margin: 10px auto;"></div> <div style="font-size: small; text-align: center;">Stick the Ilogger's label above.</div> </div> | | | | | | | | | | | | | | | | | | | | | | | | | | | | | | | | | | | | | | | | | | | | | | | | | | | | | | | | | | | | | | | | | | | | | | | | | | | | | | | | | | | | | | | | | | | | | | | | | | | | | | | | | | | | | | | | | | | | | | | | | | | | | | | | | | | | | | | | | | | | | | | | | | | | | | | | | | | | | | | | | | | | | | | | | | | | | | | | | | | | | | | | | | | | | |
| ILOGGER'S PHONE NUMBER | <div style="display: flex; gap: 5px;"> <div style="border: 1px solid black; width: 20px; height: 20px;"></div> <div style="border: 1px solid black; width: 20px; height: 20px;"></div> <div style="border: 1px solid black; width: 20px; height: 20px;"></div> <div style="border: 1px solid black; width: 20px; height: 20px;"></div> <div style="border: 1px solid black; width: 20px; height: 20px;"></div> <div style="border: 1px solid black; width: 20px; height: 20px;"></div> <div style="border: 1px solid black; width: 20px; height: 20px;"></div> <div style="border: 1px solid black; width: 20px; height: 20px;"></div> <div style="border: 1px solid black; width: 20px; height: 20px;"></div> <div style="border: 1px solid black; width: 20px; height: 20px;"></div> <div style="border: 1px solid black; width: 20px; height: 20px;"></div> <div style="border: 1px solid black; width: 20px; height: 20px;"></div> <div style="border: 1px solid black; width: 20px; height: 20px;"></div> <div style="border: 1px solid black; width: 20px; height: 20px;"></div> <div style="border: 1px solid black; width: 20px; height: 20px;"></div> <div style="border: 1px solid black; width: 20px; height: 20px;"></div> <div style="border: 1px solid black; width: 20px; height: 20px;"></div> <div style="border: 1px solid black; width: 20px; height: 20px;"></div> <div style="border: 1px solid black; width: 20px; height: 20px;"></div> <div style="border: 1px solid black; width: 20px; height: 20px;"></div> </div> | | | | | | | | | | | | | | | | | | | | | | | | | | | | | | | | | | | | | | | | | | | | | | | | | | | | | | | | | | | | | | | | | | | | | | | | | | | | | | | | | | | | | | | | | | | | | | | | | | | | | | | | | | | | | | | | | | | | | | | | | | | | | | | | | | | | | | | | | | | | | | | | | | | | | | | | | | | | | | | | | | | | | | | | | | | | | | | | | | | | | | | | | | | | | | | | | | | |
| ILOGGER'S IMEI | <div style="display: flex; gap: 5px;"> <div style="border: 1px solid black; width: 20px; height: 20px;"></div> <div style="border: 1px solid black; width: 20px; height: 20px;"></div> <div style="border: 1px solid black; width: 20px; height: 20px;"></div> <div style="border: 1px solid black; width: 20px; height: 20px;"></div> <div style="border: 1px solid black; width: 20px; height: 20px;"></div> <div style="border: 1px solid black; width: 20px; height: 20px;"></div> <div style="border: 1px solid black; width: 20px; height: 20px;"></div> <div style="border: 1px solid black; width: 20px; height: 20px;"></div> <div style="border: 1px solid black; width: 20px; height: 20px;"></div> <div style="border: 1px solid black; width: 20px; height: 20px;"></div> <div style="border: 1px solid black; width: 20px; height: 20px;"></div> <div style="border: 1px solid black; width: 20px; height: 20px;"></div> <div style="border: 1px solid black; width: 20px; height: 20px;"></div> <div style="border: 1px solid black; width: 20px; height: 20px;"></div> <div style="border: 1px solid black; width: 20px; height: 20px;"></div> <div style="border: 1px solid black; width: 20px; height: 20px;"></div> <div style="border: 1px solid black; width: 20px; height: 20px;"></div> <div style="border: 1px solid black; width: 20px; height: 20px;"></div> <div style="border: 1px solid black; width: 20px; height: 20px;"></div> <div style="border: 1px solid black; width: 20px; height: 20px;"></div> </div> | | | | | | | | | | | | | | | | | | | | | | | | | | | | | | | | | | | | | | | | | | | | | | | | | | | | | | | | | | | | | | | | | | | | | | | | | | | | | | | | | | | | | | | | | | | | | | | | | | | | | | | | | | | | | | | | | | | | | | | | | | | | | | | | | | | | | | | | | | | | | | | | | | | | | | | | | | | | | | | | | | | | | | | | | | | | | | | | | | | | | | | | | | | | | | | | | | | |
| SMS VALUE | <div style="display: flex; gap: 5px;"> <div style="border: 1px solid black; width: 20px; height: 20px;"></div> <div style="border: 1px solid black; width: 20px; height: 20px;"></div> <div style="border: 1px solid black; width: 20px; height: 20px;"></div> <div style="border: 1px solid black; width: 20px; height: 20px;"></div> <div style="border: 1px solid black; width: 20px; height: 20px;"></div> <div style="border: 1px solid black; width: 20px; height: 20px;"></div> <div style="border: 1px solid black; width: 20px; height: 20px;"></div> <div style="border: 1px solid black; width: 20px; height: 20px;"></div> <div style="border: 1px solid black; width: 20px; height: 20px;"></div> <div style="border: 1px solid black; width: 20px; height: 20px;"></div> <div style="border: 1px solid black; width: 20px; height: 20px;"></div> <div style="border: 1px solid black; width: 20px; height: 20px;"></div> <div style="border: 1px solid black; width: 20px; height: 20px;"></div> <div style="border: 1px solid black; width: 20px; height: 20px;"></div> <div style="border: 1px solid black; width: 20px; height: 20px;"></div> <div style="border: 1px solid black; width: 20px; height: 20px;"></div> <div style="border: 1px solid black; width: 20px; height: 20px;"></div> <div style="border: 1px solid black; width: 20px; height: 20px;"></div> <div style="border: 1px solid black; width: 20px; height: 20px;"></div> <div style="border: 1px solid black; width: 20px; height: 20px;"></div> </div> | | | | | | | | | | | | | | | | | | | | | | | | | | | | | | | | | | | | | | | | | | | | | | | | | | | | | | | | | | | | | | | | | | | | | | | | | | | | | | | | | | | | | | | | | | | | | | | | | | | | | | | | | | | | | | | | | | | | | | | | | | | | | | | | | | | | | | | | | | | | | | | | | | | | | | | | | | | | | | | | | | | | | | | | | | | | | | | | | | | | | | | | | | | | | | | | | | | |
| <table border="1" style="width: 100%; border-collapse: collapse;"> <tr> <td style="font-size: small;">TANK NUMBER</td> <td colspan="3"></td> <td colspan="3"></td> <td colspan="3"></td> <td colspan="3"></td> </tr> <tr> <td style="font-size: small;">MANUFACTURER</td> <td colspan="3"></td> <td colspan="3"></td> <td colspan="3"></td> <td colspan="3"></td> </tr> <tr> <td style="font-size: small;">CAPACITY (M³ OR LITERS)</td> <td colspan="3"></td> <td colspan="3"></td> <td colspan="3"></td> <td colspan="3"></td> </tr> <tr> <td style="font-size: small;">TYPE OF TANK</td> <td colspan="3"> AERIAL <input type="checkbox"/> BURIED <input type="checkbox"/> </td> <td colspan="3"> AERIAL <input type="checkbox"/> BURIED <input type="checkbox"/> </td> <td colspan="3"> AERIAL <input type="checkbox"/> BURIED <input type="checkbox"/> </td> <td colspan="3"> AERIAL <input type="checkbox"/> BURIED <input type="checkbox"/> </td> </tr> <tr> <td style="font-size: small;">TANK MATERIAL</td> <td colspan="3"> METALLIC <input type="checkbox"/> PLASTIC <input type="checkbox"/> </td> <td colspan="3"> METALLIC <input type="checkbox"/> PLASTIC <input type="checkbox"/> </td> <td colspan="3"> METALLIC <input type="checkbox"/> PLASTIC <input type="checkbox"/> </td> <td colspan="3"> METALLIC <input type="checkbox"/> PLASTIC <input type="checkbox"/> </td> </tr> <tr> <td style="font-size: small;">FORMAT</td> <td colspan="3"> <div style="display: flex; gap: 5px;"> <div style="border: 1px solid black; width: 20px; height: 20px;"></div> <div style="border: 1px solid black; width: 20px; height: 20px;"></div> <div style="border: 1px solid black; width: 20px; height: 20px;"></div> <div style="border: 1px solid black; width: 20px; height: 20px;"></div> <div style="border: 1px solid black; width: 20px; height: 20px;"></div> <div style="border: 1px solid black; width: 20px; height: 20px;"></div> <div style="border: 1px solid black; width: 20px; height: 20px;"></div> <div style="border: 1px solid black; width: 20px; height: 20px;"></div> <div style="border: 1px solid black; width: 20px; height: 20px;"></div> <div style="border: 1px solid black; width: 20px; height: 20px;"></div> <div style="border: 1px solid black; width: 20px; height: 20px;"></div> <div style="border: 1px solid black; width: 20px; height: 20px;"></div> <div style="border: 1px solid black; width: 20px; height: 20px;"></div> <div style="border: 1px solid black; width: 20px; height: 20px;"></div> <div style="border: 1px solid black; width: 20px; height: 20px;"></div> <div style="border: 1px solid black; width: 20px; height: 20px;"></div> <div style="border: 1px solid black; width: 20px; height: 20px;"></div> <div style="border: 1px solid black; width: 20px; height: 20px;"></div> <div style="border: 1px solid black; width: 20px; height: 20px;"></div> </div> </td> <td colspan="3"> <div style="display: flex; gap: 5px;"> <div style="border: 1px solid black; width: 20px; height: 20px;"></div> <div style="border: 1px solid black; width: 20px; height: 20px;"></div> <div style="border: 1px solid black; width: 20px; height: 20px;"></div> <div style="border: 1px solid black; width: 20px; height: 20px;"></div> <div style="border: 1px solid black; width: 20px; height: 20px;"></div> <div style="border: 1px solid black; width: 20px; height: 20px;"></div> <div style="border: 1px solid black; width: 20px; height: 20px;"></div> <div style="border: 1px solid black; width: 20px; height: 20px;"></div> <div style="border: 1px solid black; width: 20px; height: 20px;"></div> <div style="border: 1px solid black; width: 20px; height: 20px;"></div> <div style="border: 1px solid black; width: 20px; height: 20px;"></div> <div style="border: 1px solid black; width: 20px; height: 20px;"></div> <div style="border: 1px solid black; width: 20px; height: 20px;"></div> <div style="border: 1px solid black; width: 20px; height: 20px;"></div> <div style="border: 1px solid black; width: 20px; height: 20px;"></div> <div style="border: 1px solid black; width: 20px; height: 20px;"></div> <div style="border: 1px solid black; width: 20px; height: 20px;"></div> <div style="border: 1px solid black; width: 20px; height: 20px;"></div> <div style="border: 1px solid black; width: 20px; height: 20px;"></div> </div> </td> <td colspan="3"> <div style="display: flex; gap: 5px;"> <div style="border: 1px solid black; width: 20px; height: 20px;"></div> <div style="border: 1px solid black; width: 20px; height: 20px;"></div> <div style="border: 1px solid black; width: 20px; height: 20px;"></div> <div style="border: 1px solid black; width: 20px; height: 20px;"></div> <div style="border: 1px solid black; width: 20px; height: 20px;"></div> <div style="border: 1px solid black; width: 20px; height: 20px;"></div> <div style="border: 1px solid black; width: 20px; height: 20px;"></div> <div style="border: 1px solid black; width: 20px; height: 20px;"></div> <div style="border: 1px solid black; width: 20px; height: 20px;"></div> <div style="border: 1px solid black; width: 20px; height: 20px;"></div> <div style="border: 1px solid black; width: 20px; height: 20px;"></div> <div style="border: 1px solid black; width: 20px; height: 20px;"></div> <div style="border: 1px solid black; width: 20px; height: 20px;"></div> <div style="border: 1px solid black; width: 20px; height: 20px;"></div> <div style="border: 1px solid black; width: 20px; height: 20px;"></div> <div style="border: 1px solid black; width: 20px; height: 20px;"></div> <div style="border: 1px solid black; width: 20px; height: 20px;"></div> <div style="border: 1px solid black; width: 20px; height: 20px;"></div> <div style="border: 1px solid black; width: 20px; height: 20px;"></div> </div> </td> <td colspan="3"> <div style="display: flex; gap: 5px;"> <div style="border: 1px solid black; width: 20px; height: 20px;"></div> <div style="border: 1px solid black; width: 20px; height: 20px;"></div> <div style="border: 1px solid black; width: 20px; height: 20px;"></div> <div style="border: 1px solid black; width: 20px; height: 20px;"></div> <div style="border: 1px solid black; width: 20px; height: 20px;"></div> <div style="border: 1px solid black; width: 20px; height: 20px;"></div> <div style="border: 1px solid black; width: 20px; height: 20px;"></div> <div style="border: 1px solid black; width: 20px; height: 20px;"></div> <div style="border: 1px solid black; width: 20px; height: 20px;"></div> <div style="border: 1px solid black; width: 20px; height: 20px;"></div> <div style="border: 1px solid black; width: 20px; height: 20px;"></div> <div style="border: 1px solid black; width: 20px; height: 20px;"></div> <div style="border: 1px solid black; width: 20px; height: 20px;"></div> <div style="border: 1px solid black; width: 20px; height: 20px;"></div> <div style="border: 1px solid black; width: 20px; height: 20px;"></div> <div style="border: 1px solid black; width: 20px; height: 20px;"></div> <div style="border: 1px solid black; width: 20px; height: 20px;"></div> <div style="border: 1px solid black; width: 20px; height: 20px;"></div> <div style="border: 1px solid black; width: 20px; height: 20px;"></div> </div> </td> </tr> <tr> <td style="font-size: small;">DIMENSIONS</td> <td colspan="3"> A = _____ CM A+ = _____ CM B = _____ CM B+ = _____ CM C = _____ CM H = _____ CM D = _____ CM LENGTH = _____ CM </td> <td colspan="3"> A = _____ CM A+ = _____ CM B = _____ CM B+ = _____ CM C = _____ CM H = _____ CM D = _____ CM LENGTH = _____ CM </td> <td colspan="3"> A = _____ CM A+ = _____ CM B = _____ CM B+ = _____ CM C = _____ CM H = _____ CM D = _____ CM LENGTH = _____ CM </td> <td colspan="3"> A = _____ CM A+ = _____ CM B = _____ CM B+ = _____ CM C = _____ CM H = _____ CM D = _____ CM LENGTH = _____ CM </td> </tr> <tr> <td style="font-size: small;">HEIGHT OF THE NOZZLE</td> <td colspan="3">N = _____ CM</td> <td colspan="3">N = _____ CM</td> <td colspan="3">N = _____ CM</td> <td colspan="3">N = _____ CM</td> </tr> <tr> <td style="font-size: small;">TYPE OF PRODUCT</td> <td colspan="3"></td> <td colspan="3"></td> <td colspan="3"></td> <td colspan="3"></td> </tr> <tr> <td style="font-size: small;">PRODUCT DENSITY</td> <td colspan="3"></td> <td colspan="3"></td> <td colspan="3"></td> <td colspan="3"></td> </tr> <tr> <td style="font-size: small;">TYPE OF SENSOR</td> <td colspan="3"> <div style="display: flex; gap: 5px;"> <div style="border: 1px solid black; width: 20px; height: 20px;"></div> <div style="border: 1px solid black; width: 20px; height: 20px;"></div> <div style="border: 1px solid black; width: 20px; height: 20px;"></div> <div style="border: 1px solid black; width: 20px; height: 20px;"></div> </div> </td> <td colspan="3"> <div style="display: flex; gap: 5px;"> <div style="border: 1px solid black; width: 20px; height: 20px;"></div> <div style="border: 1px solid black; width: 20px; height: 20px;"></div> <div style="border: 1px solid black; width: 20px; height: 20px;"></div> <div style="border: 1px solid black; width: 20px; height: 20px;"></div> </div> </td> <td colspan="3"> <div style="display: flex; gap: 5px;"> <div style="border: 1px solid black; width: 20px; height: 20px;"></div> <div style="border: 1px solid black; width: 20px; height: 20px;"></div> <div style="border: 1px solid black; width: 20px; height: 20px;"></div> <div style="border: 1px solid black; width: 20px; height: 20px;"></div> </div> </td> <td colspan="3"> <div style="display: flex; gap: 5px;"> <div style="border: 1px solid black; width: 20px; height: 20px;"></div> <div style="border: 1px solid black; width: 20px; height: 20px;"></div> <div style="border: 1px solid black; width: 20px; height: 20px;"></div> <div style="border: 1px solid black; width: 20px; height: 20px;"></div> </div> </td> </tr> <tr> <td style="font-size: small;">SENSOR - CHANNEL</td> <td colspan="3"></td> <td colspan="3"></td> <td colspan="3"></td> <td colspan="3"></td> </tr> <tr> <td style="font-size: small;">SENSOR ID</td> <td colspan="3"></td> <td colspan="3"></td> <td colspan="3"></td> <td colspan="3"></td> </tr> <tr> <td style="font-size: small;">REAL LEVEL</td> <td colspan="3"></td> <td colspan="3"></td> <td colspan="3"></td> <td colspan="3"></td> </tr> <tr> <td style="font-size: small;">SMS LEVEL</td> <td colspan="3"></td> <td colspan="3"></td> <td colspan="3"></td> <td colspan="3"></td> </tr> </table> | | TANK NUMBER | | | | | | | | | | | | | MANUFACTURER | | | | | | | | | | | | | CAPACITY (M ³ OR LITERS) | | | | | | | | | | | | | TYPE OF TANK | AERIAL <input type="checkbox"/> BURIED <input type="checkbox"/> | | | AERIAL <input type="checkbox"/> BURIED <input type="checkbox"/> | | | AERIAL <input type="checkbox"/> BURIED <input type="checkbox"/> | | | AERIAL <input type="checkbox"/> BURIED <input type="checkbox"/> | | | TANK MATERIAL | METALLIC <input type="checkbox"/> PLASTIC <input type="checkbox"/> | | | METALLIC <input type="checkbox"/> PLASTIC <input type="checkbox"/> | | | METALLIC <input type="checkbox"/> PLASTIC <input type="checkbox"/> | | | METALLIC <input type="checkbox"/> PLASTIC <input type="checkbox"/> | | | FORMAT | <div style="display: flex; gap: 5px;"> <div style="border: 1px solid black; width: 20px; height: 20px;"></div> <div style="border: 1px solid black; width: 20px; height: 20px;"></div> <div style="border: 1px solid black; width: 20px; height: 20px;"></div> <div style="border: 1px solid black; width: 20px; height: 20px;"></div> <div style="border: 1px solid black; width: 20px; height: 20px;"></div> <div style="border: 1px solid black; width: 20px; height: 20px;"></div> <div style="border: 1px solid black; width: 20px; height: 20px;"></div> <div style="border: 1px solid black; width: 20px; height: 20px;"></div> <div style="border: 1px solid black; width: 20px; height: 20px;"></div> <div style="border: 1px solid black; width: 20px; height: 20px;"></div> <div style="border: 1px solid black; width: 20px; height: 20px;"></div> <div style="border: 1px solid black; width: 20px; height: 20px;"></div> <div style="border: 1px solid black; width: 20px; height: 20px;"></div> <div style="border: 1px solid black; width: 20px; height: 20px;"></div> <div style="border: 1px solid black; width: 20px; height: 20px;"></div> <div style="border: 1px solid black; width: 20px; height: 20px;"></div> <div style="border: 1px solid black; width: 20px; height: 20px;"></div> <div style="border: 1px solid black; width: 20px; height: 20px;"></div> <div style="border: 1px solid black; width: 20px; height: 20px;"></div> </div> | | | <div style="display: flex; gap: 5px;"> <div style="border: 1px solid black; width: 20px; height: 20px;"></div> <div style="border: 1px solid black; width: 20px; height: 20px;"></div> <div style="border: 1px solid black; width: 20px; height: 20px;"></div> <div style="border: 1px solid black; width: 20px; height: 20px;"></div> <div style="border: 1px solid black; width: 20px; height: 20px;"></div> <div style="border: 1px solid black; width: 20px; height: 20px;"></div> <div style="border: 1px solid black; width: 20px; height: 20px;"></div> <div style="border: 1px solid black; width: 20px; height: 20px;"></div> <div style="border: 1px solid black; width: 20px; height: 20px;"></div> <div style="border: 1px solid black; width: 20px; height: 20px;"></div> <div style="border: 1px solid black; width: 20px; height: 20px;"></div> <div style="border: 1px solid black; width: 20px; height: 20px;"></div> <div style="border: 1px solid black; width: 20px; height: 20px;"></div> <div style="border: 1px solid black; width: 20px; height: 20px;"></div> <div style="border: 1px solid black; width: 20px; height: 20px;"></div> <div style="border: 1px solid black; width: 20px; height: 20px;"></div> <div style="border: 1px solid black; width: 20px; height: 20px;"></div> <div style="border: 1px solid black; width: 20px; height: 20px;"></div> <div style="border: 1px solid black; width: 20px; height: 20px;"></div> </div> | | | <div style="display: flex; gap: 5px;"> <div style="border: 1px solid black; width: 20px; height: 20px;"></div> <div style="border: 1px solid black; width: 20px; height: 20px;"></div> <div style="border: 1px solid black; width: 20px; height: 20px;"></div> <div style="border: 1px solid black; width: 20px; height: 20px;"></div> <div style="border: 1px solid black; width: 20px; height: 20px;"></div> <div style="border: 1px solid black; width: 20px; height: 20px;"></div> <div style="border: 1px solid black; width: 20px; height: 20px;"></div> <div style="border: 1px solid black; width: 20px; height: 20px;"></div> <div style="border: 1px solid black; width: 20px; height: 20px;"></div> <div style="border: 1px solid black; width: 20px; height: 20px;"></div> <div style="border: 1px solid black; width: 20px; height: 20px;"></div> <div style="border: 1px solid black; width: 20px; height: 20px;"></div> <div style="border: 1px solid black; width: 20px; height: 20px;"></div> <div style="border: 1px solid black; width: 20px; height: 20px;"></div> <div style="border: 1px solid black; width: 20px; height: 20px;"></div> <div style="border: 1px solid black; width: 20px; height: 20px;"></div> <div style="border: 1px solid black; width: 20px; height: 20px;"></div> <div style="border: 1px solid black; width: 20px; height: 20px;"></div> <div style="border: 1px solid black; width: 20px; height: 20px;"></div> </div> | | | <div style="display: flex; gap: 5px;"> <div style="border: 1px solid black; width: 20px; height: 20px;"></div> <div style="border: 1px solid black; width: 20px; height: 20px;"></div> <div style="border: 1px solid black; width: 20px; height: 20px;"></div> <div style="border: 1px solid black; width: 20px; height: 20px;"></div> <div style="border: 1px solid black; width: 20px; height: 20px;"></div> <div style="border: 1px solid black; width: 20px; height: 20px;"></div> <div style="border: 1px solid black; width: 20px; height: 20px;"></div> <div style="border: 1px solid black; width: 20px; height: 20px;"></div> <div style="border: 1px solid black; width: 20px; height: 20px;"></div> <div style="border: 1px solid black; width: 20px; height: 20px;"></div> <div style="border: 1px solid black; width: 20px; height: 20px;"></div> <div style="border: 1px solid black; width: 20px; height: 20px;"></div> <div style="border: 1px solid black; width: 20px; height: 20px;"></div> <div style="border: 1px solid black; width: 20px; height: 20px;"></div> <div style="border: 1px solid black; width: 20px; height: 20px;"></div> <div style="border: 1px solid black; width: 20px; height: 20px;"></div> <div style="border: 1px solid black; width: 20px; height: 20px;"></div> <div style="border: 1px solid black; width: 20px; height: 20px;"></div> <div style="border: 1px solid black; width: 20px; height: 20px;"></div> </div> | | | DIMENSIONS | A = _____ CM A+ = _____ CM B = _____ CM B+ = _____ CM C = _____ CM H = _____ CM D = _____ CM LENGTH = _____ CM | | | A = _____ CM A+ = _____ CM B = _____ CM B+ = _____ CM C = _____ CM H = _____ CM D = _____ CM LENGTH = _____ CM | | | A = _____ CM A+ = _____ CM B = _____ CM B+ = _____ CM C = _____ CM H = _____ CM D = _____ CM LENGTH = _____ CM | | | A = _____ CM A+ = _____ CM B = _____ CM B+ = _____ CM C = _____ CM H = _____ CM D = _____ CM LENGTH = _____ CM | | | HEIGHT OF THE NOZZLE | N = _____ CM | | | N = _____ CM | | | N = _____ CM | | | N = _____ CM | | | TYPE OF PRODUCT | | | | | | | | | | | | | PRODUCT DENSITY | | | | | | | | | | | | | TYPE OF SENSOR | <div style="display: flex; gap: 5px;"> <div style="border: 1px solid black; width: 20px; height: 20px;"></div> <div style="border: 1px solid black; width: 20px; height: 20px;"></div> <div style="border: 1px solid black; width: 20px; height: 20px;"></div> <div style="border: 1px solid black; width: 20px; height: 20px;"></div> </div> | | | <div style="display: flex; gap: 5px;"> <div style="border: 1px solid black; width: 20px; height: 20px;"></div> <div style="border: 1px solid black; width: 20px; height: 20px;"></div> <div style="border: 1px solid black; width: 20px; height: 20px;"></div> <div style="border: 1px solid black; width: 20px; height: 20px;"></div> </div> | | | <div style="display: flex; gap: 5px;"> <div style="border: 1px solid black; width: 20px; height: 20px;"></div> <div style="border: 1px solid black; width: 20px; height: 20px;"></div> <div style="border: 1px solid black; width: 20px; height: 20px;"></div> <div style="border: 1px solid black; width: 20px; height: 20px;"></div> </div> | | | <div style="display: flex; gap: 5px;"> <div style="border: 1px solid black; width: 20px; height: 20px;"></div> <div style="border: 1px solid black; width: 20px; height: 20px;"></div> <div style="border: 1px solid black; width: 20px; height: 20px;"></div> <div style="border: 1px solid black; width: 20px; height: 20px;"></div> </div> | | | SENSOR - CHANNEL | | | | | | | | | | | | | SENSOR ID | | | | | | | | | | | | | REAL LEVEL | | | | | | | | | | | | | SMS LEVEL | | | | | | | | | | | | |
| TANK NUMBER | | | | | | | | | | | | | | | | | | | | | | | | | | | | | | | | | | | | | | | | | | | | | | | | | | | | | | | | | | | | | | | | | | | | | | | | | | | | | | | | | | | | | | | | | | | | | | | | | | | | | | | | | | | | | | | | | | | | | | | | | | | | | | | | | | | | | | | | | | | | | | | | | | | | | | | | | | | | | | | | | | | | | | | | | | | | | | | | | | | | | | | | | | | | | | | | | | | | |
| MANUFACTURER | | | | | | | | | | | | | | | | | | | | | | | | | | | | | | | | | | | | | | | | | | | | | | | | | | | | | | | | | | | | | | | | | | | | | | | | | | | | | | | | | | | | | | | | | | | | | | | | | | | | | | | | | | | | | | | | | | | | | | | | | | | | | | | | | | | | | | | | | | | | | | | | | | | | | | | | | | | | | | | | | | | | | | | | | | | | | | | | | | | | | | | | | | | | | | | | | | | | |
| CAPACITY (M ³ OR LITERS) | | | | | | | | | | | | | | | | | | | | | | | | | | | | | | | | | | | | | | | | | | | | | | | | | | | | | | | | | | | | | | | | | | | | | | | | | | | | | | | | | | | | | | | | | | | | | | | | | | | | | | | | | | | | | | | | | | | | | | | | | | | | | | | | | | | | | | | | | | | | | | | | | | | | | | | | | | | | | | | | | | | | | | | | | | | | | | | | | | | | | | | | | | | | | | | | | | | | |
| TYPE OF TANK | AERIAL <input type="checkbox"/> BURIED <input type="checkbox"/> | | | AERIAL <input type="checkbox"/> BURIED <input type="checkbox"/> | | | AERIAL <input type="checkbox"/> BURIED <input type="checkbox"/> | | | AERIAL <input type="checkbox"/> BURIED <input type="checkbox"/> | | | | | | | | | | | | | | | | | | | | | | | | | | | | | | | | | | | | | | | | | | | | | | | | | | | | | | | | | | | | | | | | | | | | | | | | | | | | | | | | | | | | | | | | | | | | | | | | | | | | | | | | | | | | | | | | | | | | | | | | | | | | | | | | | | | | | | | | | | | | | | | | | | | | | | | | | | | | | | | | | | | | | | | | | | | | | | | | | | | | | | | | | | |
| TANK MATERIAL | METALLIC <input type="checkbox"/> PLASTIC <input type="checkbox"/> | | | METALLIC <input type="checkbox"/> PLASTIC <input type="checkbox"/> | | | METALLIC <input type="checkbox"/> PLASTIC <input type="checkbox"/> | | | METALLIC <input type="checkbox"/> PLASTIC <input type="checkbox"/> | | | | | | | | | | | | | | | | | | | | | | | | | | | | | | | | | | | | | | | | | | | | | | | | | | | | | | | | | | | | | | | | | | | | | | | | | | | | | | | | | | | | | | | | | | | | | | | | | | | | | | | | | | | | | | | | | | | | | | | | | | | | | | | | | | | | | | | | | | | | | | | | | | | | | | | | | | | | | | | | | | | | | | | | | | | | | | | | | | | | | | | | | | |
| FORMAT | <div style="display: flex; gap: 5px;"> <div style="border: 1px solid black; width: 20px; height: 20px;"></div> <div style="border: 1px solid black; width: 20px; height: 20px;"></div> <div style="border: 1px solid black; width: 20px; height: 20px;"></div> <div style="border: 1px solid black; width: 20px; height: 20px;"></div> <div style="border: 1px solid black; width: 20px; height: 20px;"></div> <div style="border: 1px solid black; width: 20px; height: 20px;"></div> <div style="border: 1px solid black; width: 20px; height: 20px;"></div> <div style="border: 1px solid black; width: 20px; height: 20px;"></div> <div style="border: 1px solid black; width: 20px; height: 20px;"></div> <div style="border: 1px solid black; width: 20px; height: 20px;"></div> <div style="border: 1px solid black; width: 20px; height: 20px;"></div> <div style="border: 1px solid black; width: 20px; height: 20px;"></div> <div style="border: 1px solid black; width: 20px; height: 20px;"></div> <div style="border: 1px solid black; width: 20px; height: 20px;"></div> <div style="border: 1px solid black; width: 20px; height: 20px;"></div> <div style="border: 1px solid black; width: 20px; height: 20px;"></div> <div style="border: 1px solid black; width: 20px; height: 20px;"></div> <div style="border: 1px solid black; width: 20px; height: 20px;"></div> <div style="border: 1px solid black; width: 20px; height: 20px;"></div> </div> | | | <div style="display: flex; gap: 5px;"> <div style="border: 1px solid black; width: 20px; height: 20px;"></div> <div style="border: 1px solid black; width: 20px; height: 20px;"></div> <div style="border: 1px solid black; width: 20px; height: 20px;"></div> <div style="border: 1px solid black; width: 20px; height: 20px;"></div> <div style="border: 1px solid black; width: 20px; height: 20px;"></div> <div style="border: 1px solid black; width: 20px; height: 20px;"></div> <div style="border: 1px solid black; width: 20px; height: 20px;"></div> <div style="border: 1px solid black; width: 20px; height: 20px;"></div> <div style="border: 1px solid black; width: 20px; height: 20px;"></div> <div style="border: 1px solid black; width: 20px; height: 20px;"></div> <div style="border: 1px solid black; width: 20px; height: 20px;"></div> <div style="border: 1px solid black; width: 20px; height: 20px;"></div> <div style="border: 1px solid black; width: 20px; height: 20px;"></div> <div style="border: 1px solid black; width: 20px; height: 20px;"></div> <div style="border: 1px solid black; width: 20px; height: 20px;"></div> <div style="border: 1px solid black; width: 20px; height: 20px;"></div> <div style="border: 1px solid black; width: 20px; height: 20px;"></div> <div style="border: 1px solid black; width: 20px; height: 20px;"></div> <div style="border: 1px solid black; width: 20px; height: 20px;"></div> </div> | | | <div style="display: flex; gap: 5px;"> <div style="border: 1px solid black; width: 20px; height: 20px;"></div> <div style="border: 1px solid black; width: 20px; height: 20px;"></div> <div style="border: 1px solid black; width: 20px; height: 20px;"></div> <div style="border: 1px solid black; width: 20px; height: 20px;"></div> <div style="border: 1px solid black; width: 20px; height: 20px;"></div> <div style="border: 1px solid black; width: 20px; height: 20px;"></div> <div style="border: 1px solid black; width: 20px; height: 20px;"></div> <div style="border: 1px solid black; width: 20px; height: 20px;"></div> <div style="border: 1px solid black; width: 20px; height: 20px;"></div> <div style="border: 1px solid black; width: 20px; height: 20px;"></div> <div style="border: 1px solid black; width: 20px; height: 20px;"></div> <div style="border: 1px solid black; width: 20px; height: 20px;"></div> <div style="border: 1px solid black; width: 20px; height: 20px;"></div> <div style="border: 1px solid black; width: 20px; height: 20px;"></div> <div style="border: 1px solid black; width: 20px; height: 20px;"></div> <div style="border: 1px solid black; width: 20px; height: 20px;"></div> <div style="border: 1px solid black; width: 20px; height: 20px;"></div> <div style="border: 1px solid black; width: 20px; height: 20px;"></div> <div style="border: 1px solid black; width: 20px; height: 20px;"></div> </div> | | | <div style="display: flex; gap: 5px;"> <div style="border: 1px solid black; width: 20px; height: 20px;"></div> <div style="border: 1px solid black; width: 20px; height: 20px;"></div> <div style="border: 1px solid black; width: 20px; height: 20px;"></div> <div style="border: 1px solid black; width: 20px; height: 20px;"></div> <div style="border: 1px solid black; width: 20px; height: 20px;"></div> <div style="border: 1px solid black; width: 20px; height: 20px;"></div> <div style="border: 1px solid black; width: 20px; height: 20px;"></div> <div style="border: 1px solid black; width: 20px; height: 20px;"></div> <div style="border: 1px solid black; width: 20px; height: 20px;"></div> <div style="border: 1px solid black; width: 20px; height: 20px;"></div> <div style="border: 1px solid black; width: 20px; height: 20px;"></div> <div style="border: 1px solid black; width: 20px; height: 20px;"></div> <div style="border: 1px solid black; width: 20px; height: 20px;"></div> <div style="border: 1px solid black; width: 20px; height: 20px;"></div> <div style="border: 1px solid black; width: 20px; height: 20px;"></div> <div style="border: 1px solid black; width: 20px; height: 20px;"></div> <div style="border: 1px solid black; width: 20px; height: 20px;"></div> <div style="border: 1px solid black; width: 20px; height: 20px;"></div> <div style="border: 1px solid black; width: 20px; height: 20px;"></div> </div> | | | | | | | | | | | | | | | | | | | | | | | | | | | | | | | | | | | | | | | | | | | | | | | | | | | | | | | | | | | | | | | | | | | | | | | | | | | | | | | | | | | | | | | | | | | | | | | | | | | | | | | | | | | | | | | | | | | | | | | | | | | | | | | | | | | | | | | | | | | | | | | | | | | | | | | | | | | | | | | | | | | | | | | | | | | | | | | | | | | | | | | | | | |
| DIMENSIONS | A = _____ CM A+ = _____ CM B = _____ CM B+ = _____ CM C = _____ CM H = _____ CM D = _____ CM LENGTH = _____ CM | | | A = _____ CM A+ = _____ CM B = _____ CM B+ = _____ CM C = _____ CM H = _____ CM D = _____ CM LENGTH = _____ CM | | | A = _____ CM A+ = _____ CM B = _____ CM B+ = _____ CM C = _____ CM H = _____ CM D = _____ CM LENGTH = _____ CM | | | A = _____ CM A+ = _____ CM B = _____ CM B+ = _____ CM C = _____ CM H = _____ CM D = _____ CM LENGTH = _____ CM | | | | | | | | | | | | | | | | | | | | | | | | | | | | | | | | | | | | | | | | | | | | | | | | | | | | | | | | | | | | | | | | | | | | | | | | | | | | | | | | | | | | | | | | | | | | | | | | | | | | | | | | | | | | | | | | | | | | | | | | | | | | | | | | | | | | | | | | | | | | | | | | | | | | | | | | | | | | | | | | | | | | | | | | | | | | | | | | | | | | | | | | | | |
| HEIGHT OF THE NOZZLE | N = _____ CM | | | N = _____ CM | | | N = _____ CM | | | N = _____ CM | | | | | | | | | | | | | | | | | | | | | | | | | | | | | | | | | | | | | | | | | | | | | | | | | | | | | | | | | | | | | | | | | | | | | | | | | | | | | | | | | | | | | | | | | | | | | | | | | | | | | | | | | | | | | | | | | | | | | | | | | | | | | | | | | | | | | | | | | | | | | | | | | | | | | | | | | | | | | | | | | | | | | | | | | | | | | | | | | | | | | | | | | | |
| TYPE OF PRODUCT | | | | | | | | | | | | | | | | | | | | | | | | | | | | | | | | | | | | | | | | | | | | | | | | | | | | | | | | | | | | | | | | | | | | | | | | | | | | | | | | | | | | | | | | | | | | | | | | | | | | | | | | | | | | | | | | | | | | | | | | | | | | | | | | | | | | | | | | | | | | | | | | | | | | | | | | | | | | | | | | | | | | | | | | | | | | | | | | | | | | | | | | | | | | | | | | | | | | |
| PRODUCT DENSITY | | | | | | | | | | | | | | | | | | | | | | | | | | | | | | | | | | | | | | | | | | | | | | | | | | | | | | | | | | | | | | | | | | | | | | | | | | | | | | | | | | | | | | | | | | | | | | | | | | | | | | | | | | | | | | | | | | | | | | | | | | | | | | | | | | | | | | | | | | | | | | | | | | | | | | | | | | | | | | | | | | | | | | | | | | | | | | | | | | | | | | | | | | | | | | | | | | | | |
| TYPE OF SENSOR | <div style="display: flex; gap: 5px;"> <div style="border: 1px solid black; width: 20px; height: 20px;"></div> <div style="border: 1px solid black; width: 20px; height: 20px;"></div> <div style="border: 1px solid black; width: 20px; height: 20px;"></div> <div style="border: 1px solid black; width: 20px; height: 20px;"></div> </div> | | | <div style="display: flex; gap: 5px;"> <div style="border: 1px solid black; width: 20px; height: 20px;"></div> <div style="border: 1px solid black; width: 20px; height: 20px;"></div> <div style="border: 1px solid black; width: 20px; height: 20px;"></div> <div style="border: 1px solid black; width: 20px; height: 20px;"></div> </div> | | | <div style="display: flex; gap: 5px;"> <div style="border: 1px solid black; width: 20px; height: 20px;"></div> <div style="border: 1px solid black; width: 20px; height: 20px;"></div> <div style="border: 1px solid black; width: 20px; height: 20px;"></div> <div style="border: 1px solid black; width: 20px; height: 20px;"></div> </div> | | | <div style="display: flex; gap: 5px;"> <div style="border: 1px solid black; width: 20px; height: 20px;"></div> <div style="border: 1px solid black; width: 20px; height: 20px;"></div> <div style="border: 1px solid black; width: 20px; height: 20px;"></div> <div style="border: 1px solid black; width: 20px; height: 20px;"></div> </div> | | | | | | | | | | | | | | | | | | | | | | | | | | | | | | | | | | | | | | | | | | | | | | | | | | | | | | | | | | | | | | | | | | | | | | | | | | | | | | | | | | | | | | | | | | | | | | | | | | | | | | | | | | | | | | | | | | | | | | | | | | | | | | | | | | | | | | | | | | | | | | | | | | | | | | | | | | | | | | | | | | | | | | | | | | | | | | | | | | | | | | | | | | |
| SENSOR - CHANNEL | | | | | | | | | | | | | | | | | | | | | | | | | | | | | | | | | | | | | | | | | | | | | | | | | | | | | | | | | | | | | | | | | | | | | | | | | | | | | | | | | | | | | | | | | | | | | | | | | | | | | | | | | | | | | | | | | | | | | | | | | | | | | | | | | | | | | | | | | | | | | | | | | | | | | | | | | | | | | | | | | | | | | | | | | | | | | | | | | | | | | | | | | | | | | | | | | | | | |
| SENSOR ID | | | | | | | | | | | | | | | | | | | | | | | | | | | | | | | | | | | | | | | | | | | | | | | | | | | | | | | | | | | | | | | | | | | | | | | | | | | | | | | | | | | | | | | | | | | | | | | | | | | | | | | | | | | | | | | | | | | | | | | | | | | | | | | | | | | | | | | | | | | | | | | | | | | | | | | | | | | | | | | | | | | | | | | | | | | | | | | | | | | | | | | | | | | | | | | | | | | | |
| REAL LEVEL | | | | | | | | | | | | | | | | | | | | | | | | | | | | | | | | | | | | | | | | | | | | | | | | | | | | | | | | | | | | | | | | | | | | | | | | | | | | | | | | | | | | | | | | | | | | | | | | | | | | | | | | | | | | | | | | | | | | | | | | | | | | | | | | | | | | | | | | | | | | | | | | | | | | | | | | | | | | | | | | | | | | | | | | | | | | | | | | | | | | | | | | | | | | | | | | | | | | |
| SMS LEVEL | | | | | | | | | | | | | | | | | | | | | | | | | | | | | | | | | | | | | | | | | | | | | | | | | | | | | | | | | | | | | | | | | | | | | | | | | | | | | | | | | | | | | | | | | | | | | | | | | | | | | | | | | | | | | | | | | | | | | | | | | | | | | | | | | | | | | | | | | | | | | | | | | | | | | | | | | | | | | | | | | | | | | | | | | | | | | | | | | | | | | | | | | | | | | | | | | | | | |
| <table border="1" style="width: 100%; border-collapse: collapse;"> <tr> <td style="text-align: center; font-size: small;">R</td> <td style="text-align: center; font-size: small;">E</td> <td style="text-align: center; font-size: small;">H</td> <td style="text-align: center; font-size: small;">V</td> <td style="text-align: center; font-size: small;">P</td> <td style="text-align: center; font-size: small;">OTHER</td> <td style="text-align: center; font-size: small;">NOZZLE</td> </tr> <tr> <td style="text-align: center; font-size: small;">RECTANGULAR</td> <td style="text-align: center; font-size: small;">OVAL</td> <td style="text-align: center; font-size: small;">HORIZONTAL CYLINDER</td> <td style="text-align: center; font-size: small;">VERTICAL CYLINDER</td> <td style="text-align: center; font-size: small;">PRISMATIC</td> <td style="text-align: center; font-size: small;">PLEASE PROVIDE THE OUTLINE AND THE DIMENSIONS OF THE TANK ON THE REVERSE SIDE</td> <td style="text-align: center; font-size: small;">NOZZLE</td> </tr> <tr> <td style="text-align: center;">  </td> <td style="text-align: center;">  </td> <td style="text-align: center;">  </td> <td style="text-align: center;">  </td> <td style="text-align: center;">  </td> <td style="text-align: center;">  </td> <td style="text-align: center;">  </td> </tr> </table> | | | | | | | | | | | | R | E | H | V | P | OTHER | NOZZLE | RECTANGULAR | OVAL | HORIZONTAL CYLINDER | VERTICAL CYLINDER | PRISMATIC | PLEASE PROVIDE THE OUTLINE AND THE DIMENSIONS OF THE TANK ON THE REVERSE SIDE | NOZZLE |  |  |  |  |  |  |  | | | | | | | | | | | | | | | | | | | | | | | | | | | | | | | | | | | | | | | | | | | | | | | | | | | | | | | | | | | | | | | | | | | | | | | | | | | | | | | | | | | | | | | | | | | | | | | | | | | | | | | | | | | | | | | | | | | | | | | | | | | | | | | | | | | | | | | | | | | | | | | | | | | | | | | | | | | | | | | | | | | | |
| R | E | H | V | P | OTHER | NOZZLE | | | | | | | | | | | | | | | | | | | | | | | | | | | | | | | | | | | | | | | | | | | | | | | | | | | | | | | | | | | | | | | | | | | | | | | | | | | | | | | | | | | | | | | | | | | | | | | | | | | | | | | | | | | | | | | | | | | | | | | | | | | | | | | | | | | | | | | | | | | | | | | | | | | | | | | | | | | | | | | | | | | | | | | | | | | | | | | | | | | | | | | | | | | | | | |
| RECTANGULAR | OVAL | HORIZONTAL CYLINDER | VERTICAL CYLINDER | PRISMATIC | PLEASE PROVIDE THE OUTLINE AND THE DIMENSIONS OF THE TANK ON THE REVERSE SIDE | NOZZLE | | | | | | | | | | | | | | | | | | | | | | | | | | | | | | | | | | | | | | | | | | | | | | | | | | | | | | | | | | | | | | | | | | | | | | | | | | | | | | | | | | | | | | | | | | | | | | | | | | | | | | | | | | | | | | | | | | | | | | | | | | | | | | | | | | | | | | | | | | | | | | | | | | | | | | | | | | | | | | | | | | | | | | | | | | | | | | | | | | | | | | | | | | | | | | |
|  |  |  |  |  |  |  | | | | | | | | | | | | | | | | | | | | | | | | | | | | | | | | | | | | | | | | | | | | | | | | | | | | | | | | | | | | | | | | | | | | | | | | | | | | | | | | | | | | | | | | | | | | | | | | | | | | | | | | | | | | | | | | | | | | | | | | | | | | | | | | | | | | | | | | | | | | | | | | | | | | | | | | | | | | | | | | | | | | | | | | | | | | | | | | | | | | | | | | | | | | | | |
| Date: ____/____/____ Responsible Technician: _____ | | | | | | Arrival: ____:____ Departure: ____:____ | | | | | | | | | | | | | | | | | | | | | | | | | | | | | | | | | | | | | | | | | | | | | | | | | | | | | | | | | | | | | | | | | | | | | | | | | | | | | | | | | | | | | | | | | | | | | | | | | | | | | | | | | | | | | | | | | | | | | | | | | | | | | | | | | | | | | | | | | | | | | | | | | | | | | | | | | | | | | | | | | | | | | | | | | | | | | | | | | | | | | | | | | | | | | | |

| | | |
|--------------|--|--|
| I S A | INSTALLATION / MAINTENANCE REGISTRATION FORM - LUBRICANTS | Week ____/____/____ TRF (GT) ____/____/____ |
|--------------|--|--|

SENSOR TYPE: TK - TEXELEK, H - HUBA

B. USED/REMOVED EQUIPMENT

| U / R | DESIGNATION | QT | SERIAL NUMBER | OTHER DATA/PHONE |
|---|-------------|----|---------------|------------------|
| <input type="checkbox"/> <input type="checkbox"/> | | | | |
| <input type="checkbox"/> <input type="checkbox"/> | | | | |
| <input type="checkbox"/> <input type="checkbox"/> | | | | |
| <input type="checkbox"/> <input type="checkbox"/> | | | | |

U – Used; R – Removed

C. SYSTEM FAILURE (Required to fulfill the following section in case of maintenance) :

☐ Weak GSM signal or card problems
☐ Disabled tank / Remove equipment
☐ Improper installation
☐ Box with water

☐ Vandalism
☐ Sensor cable/radio problems
☐ No apparent reason
☐ Other malfunction causes. Which?

OBSERVATIONS

D. OTHER ELEMENTS

| | | | | | | |
|---|----------------------------|---|--|--|--|--|
| ACCESSES ON TANKS AVAILABLE FOR SENSORS PLACEMENT | TANK NUMBER | | | | | |
| | NUMBER OF ACCESSES | | | | | |
| | DIAMETER (IN INCHES OR CM) | | | | | |
| | MANHOLE DRILLING HOLE | | | | | |
| | TANK DRILLING HOLE | | | | | |
| | CORRESPONDING PHOTOS (*) | 1 | | | | |
| | | 2 | | | | |
| 3 | | | | | | |
| 4 | | | | | | |

(*) 1. Photo of the tank or manhole before the intervention
 2. Photo of the tank or manhole after the intervention
 3. Photo of the sensor after the intervention
 4. Photo of the logger placement

E. OTHER OBSERVATIONS

Date: ____/____/____
 Responsible Technician: _____

Arrival: ____:____ Departure: ____:____

IP. 108; Ed. 3
 Arquivo: Operações; 3 Anos; Ordem Semana

Figure 20: Installation form



Figure 21: Example Photos

8 Finish the installation

Finish the installation in a proper way, using ties to gather the cable.



Figure 22: Finishing the installation

Leave the area tidy and take any waste with you.

The filled in forms and pictures are to be returned as soon as possible to the distribution company or to ISA's Support Team, as previously agreed.

9 Troubleshooting

| Abnormal situation | Solutions |
|--|--|
| <p>If you receive a message starting in ???Mxx, an error has occurred on the configuration message. The error code is indicated by xx:</p> <ul style="list-style-type: none"> 01 – Unknown message 02 – Error on the control code 03 – Message length error 04 – Invalid arguments 05 – Message not processed 06 – Installation message out of the installation period | <ol style="list-style-type: none"> 1. Verify the installation message and send it again. 2. The control code is incorrect. Verify the control code and send the installation message again. 3. The installation message is incorrect; verify the message contents and send it again. 4. Correct the arguments in the installation message and send the installation message again. 5. The installation message is incorrect; verify the arguments and send the installation message again. 6. The installation time has exceeded. Repeat the installation procedure. |
| <p>If you didn't receive any message, the possible problems that may have occurred are:</p> <ul style="list-style-type: none"> 1. Erroneous telephone number 2. GSM Signal is too weak 3. Damaged equipment | <ol style="list-style-type: none"> 1. Verify the phone number on the equipment and compare it with the number used to send the installation message. If the number is incorrect, please repeat the installation procedure. 2. Change the location of the equipment and try again. If it persists, don't install equipment in that place. 3. Please change the equipment and repeat the installation procedure. |
| <p>The measurement of the pressure sensor does not match the product level in the tank</p> | <ol style="list-style-type: none"> 1. Check the presence of any waste on the bottom of the tank that is blocking the correct pressure measurement; in this case, the sensor should be replaced until it is not in contact with the waste anymore – this |

new height should be indicated in the installation form.

2. Check if the sensor is in the bottom of the tank;

3. If any of the preceding points are not verified, the calibration procedure should be performed;

4. If the calibration procedure does not work, replace the pressure sensor



Gartner. 2012
CoolVendor

Gartner does not endorse any vendor, product or service depicted in its research publications, and does not advise technology users to select only those vendors with the highest ratings. Gartner research publications consist of the opinions of Gartner's research organization and should not be construed as endorsements of facts. Gartner disclaims all warranties, expressed or implied, with regard to this research, including any warranties of merchantability or fitness for a particular purpose.
Gartner, Inc., Cool Vendor in Smart City Applications, 2012, Boston: Tracy Hayes, Analyst
De São, São Paulo, Brazil, April 25, 2012.